



WEDDINGS

- WITH -

*Rebecca Song*

PHOTOGRAPHY



## W E L C O M E

---

Congratulations on this exciting time of preparing for marriage! It's such a unique and sweet time, although I know it can be surrounded by a little bit of crazy when you're planning all of the many details.

My hope is for you to remember what it felt like to be in this amazingly sweet part of your journey to marriage, surrounded by the people you love the most and a celebration that will bring back memories for a lifetime.

At a wedding, each family has a story they're bringing, and at the end of this day, a new story has begun. I want you to be able to look back at these images for decades to come and remember a timeless, beautiful, meaningful story. A story that is filled with joy, sweet relationships, and hopefully a few good laughs. I want my couples to feel at ease in front of the camera, knowing I will help them feel and look their best from beginning to end. I aim to make photography an enjoyable part of the day - because, why should it not be?

I'm thrilled that you would consider having us by your side as you become husband and wife. After planning our own wedding around the availability of our wedding photographer, I know how important this decision is. In the last 10 years, we've photographed over 200 weddings in almost every location and weather scenario imaginable. Even after all this time, each day is still an adventure for us with its own unique story to tell. I'd love to be with you to tell yours!







## WEDDING COLLECTIONS

ALL COLLECTIONS INCLUDE TAXES

### COLLECTION A

1 Photographer + 1 Assistant Photographer  
Up to 11 hours Wedding Coverage  
Digital Images  
USB & Linen Print Box with 100 Gift Prints  
+ 2 Add-Ons of Your Choice  
**\$6000**

### COLLECTION B

1 Photographer + 1 Assistant Photographer  
Up to 10 hours Wedding Coverage  
Digital Images  
USB & Linen Print Box with 100 Gift Prints  
+ 1 Add-On of Your Choice  
**\$5250**

### COLLECTION C

1 Photographer + 1 Assistant Photographer  
Up to 8 hours Wedding Coverage  
Digital Images  
USB & Linen Print Box with 100 Gift Prints  
**\$4500**

### COLLECTION D

1 Photographer  
Up to 6 hours Wedding Coverage  
Digital Images  
USB & Linen Print Box with 100 Gift Prints  
*\*only suggested for weddings with a max Reception time of 2 hours or less*  
**\$3750**

## ADD-ONS

**Extra Hour** | \$450 per hour

**Bridal Session** | \$550 (1.5 hours, Monday-Friday)

**Engagement Session** | \$550 (1.5-2 hours Monday-Friday)

**Saturday or Sunday Session Fee** | +\$150

**Rehearsal Dinner Coverage** | \$550 (2-2.5 hours)

**3rd Photographer** | \$500

**Film Photography** (100+ 35mm Film Images scanned into your digital gallery) | \$450

**10x10 20 page Couple Album** | \$550

**8x8 20 page Parent Album** | \$450





## - ABOUT US -

I'd love to take a moment to introduce myself!

Being a photographer was never really part of my life plan. However, listening to stories and looking at old photos were always an obsession of mine. When my grandfather would pull out the old slide projector, I believe I was the only one in the family that didn't complain (or fall asleep) as he relived the old days.

Having been the girl with the camera since middle school, several friends in college asked for me to photograph their engagements and eventually weddings. Over the course of about a year, this love of photos and listening to other people's stories grew into the business that I now love so deeply.

After meeting and marrying Brett at Mississippi State, we spent a year as newlyweds finishing up school and starting this little business! We chose to set up shop in Birmingham for both of our businesses and after 2 years of working for Samford University as one of their photographers, I stepped out to pursue weddings full time in 2012 and haven't looked back.

About a year after moving to shooting weddings full time, we found out we were expecting our first little girl, Laurel. She changed our world in the most wonderful of ways and 3.5 years later, we were blessed with Meg after what ended up being a long, hard wait. Poor Brett. A house full of women. He now tears up at every Father-Daughter dance, and I now share the tears of the mother buttoning her little girl into her wedding dress.

We love our little family, our church, businesses, community, our story, and dreaming about the future together. I always look forward to hearing *your* story and listening to *your* future dreams. Beginnings are so sweet and so worth taking a moment to document, and one day, reflect on. If you need someone for that, call me, I know a girl.

All the best,

Rebecca





# F A Q ' S

---

## WHO WILL BE MY PHOTOGRAPHER?

I, Rebecca, am the main photographer at every wedding and my husband, Brett, is my main assistant/second photographer. In the event Brett is unable to assist me, I will hire a replacement assistant for your wedding.

## WHAT'S YOUR PHOTO EXPERIENCE?

My first professional wedding was in 2009. Brett and I have photographed over 200 weddings together! I also worked for two years as a photographer for Samford University, covering hundreds of various photo assignments each year.

## WHEN WILL MY PHOTOS BE AVAILABLE?

You can expect engagement or bridal session photos to be finished within 2 weeks of your session. For weddings, you can expect to have your photos in an on-line gallery within 8 weeks of the wedding day. If you're getting an album, that process will begin once your final photos are posted on-line.

## HOW MANY PICTURES WILL I RECEIVE?

Couples generally receive 50-100 final images from every hour we're shooting.

## TELL ME ABOUT THE IMAGES I RECEIVE.

Wedding and session images are given on USB drives and are also uploaded to a personal on-line gallery for viewing and ordering prints. You have rights to make prints from your USB drive. If you choose to showcase images on-line (facebook, blogs, etc.) please just remember to give credit. Often in addition to color images, I also include some black and white photos of my choosing. Images on the USB drive are high quality and can be enlarged to at least 8x10 when printed. Replacement USB's (if available) can be provided for a fee. We try to keep photos as long as we can, but as soon as images are released to the client, it becomes their responsibility to backup and archive their images. This is another reason I suggest getting those lovely images printed and/or in an album!

## CAN I GET PHOTOS PRINTED?

Yes! I highly recommend getting your photo products from the right vendors. For prints, I suggest Mpix.com. They have the best consumer prints that I have found. We can certainly talk more about any other products you'd like to do yourself along with where might be a good place to have those made. I suggest getting enlargements or prints to be framed from us because my professional printer's quality is going to outshine any drugstore print and your photos deserve that!

## WHY DO AN ENGAGEMENT SESSION?

I LOVE engagement sessions. It gives us a chance to get to know each other and it helps couples get comfortable and gain confidence in front of the camera. I've seen many a nervous groom (and bride too!) transformed by the end of an engagement session, often confessing that it was, "actually...fun." They're also a wonderful way to document the two of you just being yourselves in a more natural, everyday atmosphere. I want you to have quality photos of the two of you as you truly are during this season - not just photos in all of your wedding day glory.

## WHAT DO YOU LOVE ABOUT WEDDINGS?

To me, the perfect wedding is all about a couple that cares more for their marriage and each other than their wedding day. When that perspective is kept in place, everything else comes together beautifully. I love when couples trust us to capture their precious and unique moments and allow us to document how the day naturally unfolds. I'm all about a stress-free and relaxed wedding day! For me, the best wedding day is a well-planned one with lots of time for the photos that are most important to the couple.

## CAN WE GIVE YOU A SHOT LIST?


We provide a family photo list before the wedding day for you to consider and fill out for us. As for specific poses throughout the day, I do encourage brides to simply be inspired by bridal magazines and Pinterest versus desiring to copy lots of moments that may not be unique to your personality or wedding style.

## WHAT'S YOUR EDITING STYLE?

All of my final images are color corrected and given a little extra pop. I keep my editing simple and true-to-life. I do not smooth faces, whiten teeth, or try to make you something you're not. I will remove blemishes at your request. If extensive editing is requested, an extra retouching fee may be charged depending on the level of difficulty.

## HOW DO WE BOOK YOU FOR OUR WEDDING?

I feel so honored to be a part of our couples' weddings! In order to reserve a date on our calendar, we just need a signed contract and a \$250 retainer fee to hold your date. We prefer check or Venmo, but other forms of payment can be arranged if needed.





## A WEDDING DAY PHOTO TIMELINE

A wedding is a whirlwind of events, gone in the blink of an eye. There's little more important to a perfectly executed event than an organized timeline. Here's a look at a typical wedding photo timeline from our point of view. Around 4 weeks before your wedding, we will touch base via e-mail to discuss your wedding day photo schedule. At this time we will also provide you with forms to fill out regarding what family groupings you would like and any other specific requests.

### 1-2 HOURS | GETTING READY & DETAILS

During this time, we look for great photo spots and where the light will be best for our outside photos. This is also the time the bride's details are photographed: the dress, shoes, jewelry, etc. The bride's hair and makeup should be started by the time we get there and finished in time to allow for 20-30 minutes to get into the dress before formal photos start. No posed photos are really happening during this time, just relaxed fun candids of everyone getting ready together. Final preparations for the groom and groomsmen should start about 30 minutes before the bride and groom photos start.

### 45 MINUTES - 1 HOUR | BRIDE & GROOM

If you decide to have a first look, that would happen at this time. If you choose to not see each other until the ceremony, this time would be split between the bride and groom and be altered a bit.

### 30 MINUTES - 1 HOUR | WEDDING PARTY

The size of your wedding party or the desire to go to any special locations will dictate how much time we would need for wedding party photos.

### 30 MINUTES | FAMILY FORMALS

We generally allow 15 minutes for the bride's family photos and 15 minutes for the groom's family photos. We average about 2-3 minutes per photo grouping, so keep this in mind when deciding on what combinations you would like.

### 1 HOUR | BREAK BEFORE THE CEREMONY

If we are running on time, all posed photos should be finished about 1 hour prior to the ceremony. The bride and groom are dismissed to relax and freshen up while we take candids of guests arriving and get detail shots around the ceremony site.

### 30 MINUTES - 1 HOUR | CEREMONY

Just let us know if there are any rules for photography at the ceremony location and other than that we just document the loveliness as it happens!

### 2-4 HOURS | RECEPTION

If photos are finished and we can go straight to the reception, we enter the dining area before the guests arrive (If you have had a first look) to photograph the cake and florals. At this time we document the reception candidly as it unfolds, including the first dances, toasts, dancing, and cake cutting. But don't worry; we are always available for any photo request you may have throughout the evening. Just ask!

### 10 MINUTES | THE GRAND EXIT

If you're leaving in a special vehicle you would like photos with, we will slip out with you before the departure to get some great posed shots with the leaving vehicle. Then, y'all are off to your honeymoon as husband and wife!

## SAMPLE FIRST LOOK (8 hours)

1:00 - Getting Ready & Details  
2:15 - First Look | Bride & Groom  
3:00 - Wedding Party  
3:30 - Bride's Family  
3:45 - Groom's Family  
4:00 - Formal Photos Finished  
5:00 - Ceremony  
6:00 - Arrive at Reception  
9:00 - Grand Exit

## SAMPLE NO-LOOK (8 hours)

1:00 - Getting Ready & Details  
2:15 - Posed Photos of Bride & Bridesmaids  
3:00 - Posed Photos of Groom & Groomsmen  
3:30 - Bride and Her Family  
3:45 - Groom and His Family  
4:00 - Formal Photos Finished  
5:00 - Ceremony  
- allow time for guests to leave for the reception -  
5:45 - Couple + Bride's Family  
6:00 - Couple + Groom's Family  
6:15 - Couple + Wedding Party  
6:30 - Couple Photos  
6:45 - Leave for the Reception  
7:00 - Arrive at Reception  
9:00 - Grand Exit





# SUGGESTIONS FOR FAB PHOTOS

---

## DECIDE WHAT'S MOST IMPORTANT TO YOU

My style is a mix of photojournalism and posed photography. If you're looking for something specific or a certain look or feel, please let me know and we can talk about your ideas to see if we're on the same page. Please never assume, "Oh, I'm sure she'll get that" if there is an important photo you're wanting. I don't do the same poses or ideas for every wedding. If you have specific locations that are a "must have" for you and your groom - do share! Of course, if you just want a beautifully documented day and have no special requests, we will deliver!

## ALLOW PLENTY OF TIME

Ask any recent bride and she will let you know - the wedding day flies by. Plan your day well in advance and allow time to relax and just soak in what is actually happening. If you allow plenty of time for photos, we'll have lots of time to get creative and enjoy the process.

## GET READY SOMEWHERE LOVELY

If you're getting married at a church, quite often they will stick you in a back closet to get ready with your 10 bridesmaids. If you're looking for the optimal setting for getting ready photos, look for a space that can comfortably fit everyone getting ready together and offers lovely natural light. It also helps to tidy up the space throughout the morning to have a clean backdrop for photos. Some brides even book a hotel room, bed and breakfast, or rent a house for the weekend (VRBO.com) to have a more relaxed and beautiful getting-ready atmosphere.

## INVEST IN A HAIR AND MAKEUP ARTIST

If you don't like your hair and makeup on the wedding day, you're not going to like your photos. My biggest wedding day regret was my hair and makeup. I highly suggest investing in a talented makeup and hair artist along with having a trial run with them 4-6 weeks before the big day! I can't re-do your hair in photos, so we definitely need to get it right for the big day. Please (really, please) have a friend or bridesmaid(s) that will continuously watch your hair and makeup to let you know if it's falling wrong or you need more lip gloss, blush, powder etc. Also, I have found it takes around an hour and a half to have the bride's hair and makeup professionally done. Keeping that in mind, make sure to schedule enough time so you're not rushed, especially since this is how you'll start your day.

## CONSIDER THE TIME OF DAY FOR PHOTOS

My favorite time of day for photos is the 2-3 hours before sunset. If you're wanting to schedule your session or ceremony time around the best time for photographs,

we can talk about what time the sun should be setting on your wedding day and how that might affect your outside photos. We're prepared to photograph at all times of the day, so don't worry. Just keep in mind if you're wanting glowy afternoon light for your photos, we'll need to plan accordingly!

## FIRST LOOK?

If you're wanting my opinion, having a "first look" is the way to go. However, I leave this decision up to you! There are several benefits to having all photos taken before the ceremony. First, when all photos are taken before, the couple has a private meeting and has the opportunity to experience the whole day *together*. After the meeting, the couple's photo session lasts 30-45 minutes. The time frame for after-ceremony photos of couples ends up being 10-15 minutes on average. Next, having a first look allows you to go straight to the reception. If you opt for photos after the ceremony, we'll need to allow a good 45 minutes to get our basic photos with family, wedding party, and the couple. Again, it's your wedding and I'm just there to document it. Please do what will make you happiest when you're looking back at your wedding photos remembering this day!

## LIST WHAT FAMILY YOU WANT IN PHOTOS

Our goal is to keep the day enjoyable and to document everyone you love and hold dear! Part of that is family photos, which can be hectic. We email you a list suggestion and ask for names of everyone you'd like in a formal family photo. I do feel that less is more during this part of the day, but I will walk you through options on how to make sure everyone leaves happy and with the photos you'll cherish the most!

## DON'T FORGET TO EAT




It's a long day. Have food available while you're getting ready or freshening up before the ceremony. Another great idea is to have a private, quick dinner together before you're announced at the reception. This way you actually get to try your reception food and you'll have energy to chat with guests and dance the night away!

## EVERY WEDDING IS DIFFERENT - ENJOY IT FOR WHAT IT IS

Something always goes "wrong" on a wedding day. Decide now to appreciate your wedding day and the uniqueness it will bring, regardless of little things that may not go as planned. Couples are easiest to document in sweet and genuine moments when they're running on time, enjoying each other, and soaking in each special moment.

# ENGAGEMENT SESSIONS

---



## SHOULD WE HAVE AN ENGAGEMENT SESSION?

A resounding, "yes please!" I so love when I'm able to have a session with couples before the wedding day! It allows everyone to understand what being in front of the camera is like, how to relax, and how to look your best. 10 out of 10 couples would agree - having an engagement session makes the wedding day easier and more enjoyable when it comes to the photo part of the day! I love getting to know you personally and putting people at ease when being photographed - so an engagement session is the perfect way to do that. On top of all of that, everyone loves having "normal" photos (not taken on someone's phone) to document this season of your relationship - it really is just an all-around win!

## WHEN SHOULD WE HAVE OUR ENGAGEMENT SESSION?

We offer engagement sessions Monday - Friday, so be sure to book in advance to get a date that works best for y'all. I suggest having a session done in the milder weather months when possible (March-May or September-November). We usually start 2-3 hours before sunset to allow for plenty of time with that gorgeous golden hour light. Sessions typically last 1-2 hours depending on the number of locations and outfit changes (I suggest 2, no more than 3 for both).

## WHERE SHOULD WE HAVE OUR SESSION?

I have a little questionnaire I like to send to clients to get to know y'all better and help determine what type of setting would be most fitting for your personalities and relationship. I like to consider options like your favorite date night spot, a fun activity you love, or a spot that has lovely scenery or a cool urban backdrop you would enjoy. And yes! We do travel for sessions, so be sure to ask about that if it's something you're interested in!

## WHAT SHOULD WE WEAR FOR THE SESSION?

I have some inspiration I can send to get you started on what to wear for your session! I love color, layering, and outfits that make you feel good. I also suggest complimenting, not matching. In other words, don't both wear white button up shirts and jeans if you're wanting dynamic engagement images.



# BRIDAL SESSIONS

---



## SHOULD I HAVE A BRIDAL SESSION?

Some Brides choose to have a session to take full advantage of their hair and makeup trial run. It also allows us to work around the weather, or even photograph in a different location than we could have access to on the wedding day. It frees up a bit of our wedding day timeline since we have portraits of the bride covered, and gives you another fun experience in the dress that you'll only be enjoying during this short but oh-so-sweet season. A Bridal Sessions is also the best way to create a classic image for a wall portrait of just the Bride, or a portrait to have at the reception.

## WHEN AND WHERE DO BRIDAL SESSIONS TAKE PLACE?

These sessions are 1-2 hours, taking place Monday - Friday. I encourage you to bring a friend or family member along to help with hair/makeup/dress fixing, and of course - more fun! I suggest having your bridal session within 4-8 weeks of your wedding date. This is a great time to do a hair and make-up trial run for the big day. As for the location, we discuss any ideas or visions you have to create the feel you're wanting from our time together.

## WHAT TO BRING

If you'd like to have a bouquet made for the session, just contact your florist to set that up for our time together. I also suggest you bring shoes other than your wedding day shoes so you can keep those clean.







# ALBUMS & GUEST BOOKS

---

I believe photos you love deserve to be in a place where they will make you happy. I would hardly consider a USB a place to let your photos live. Get them printed and in your hands! A wedding album is the perfect way to have a highlight of your day always at your fingertips.

## PARENT ALBUMS

Parent albums included in our collections are a clone of the bride and groom's book, but can also be custom-designed to your liking for an additional design fee.

## DESIGN SERVICES

Never worry about design; we include full design services for each album purchased. You have the option to choose your favorite images for the album or we can choose images for you to make your life even easier.

## ALBUM OPTIONS

Our albums start with 10 spreads/20 pages and can go all the way up to 50 spreads/100 pages. Albums are available as 8x8, 10x10, or 12x12 sizes. Covers are available in distressed leather, or linen. Covers can also be debossed with the couple's names, wedding date, etc. or you can choose a cameo image for the front for an extra fee.

## COVER OPTIONS

Our albums come in a variety of colors to perfectly match your wedding's theme or home decor.

## PHOTO GUEST BOOK

Another option along the lines of an album is a photo sign in book. Made by the same quality company that does our albums, a guest sign in book features your engagement photos with extra white space in the design to allow for signatures and notes from your guests in lieu of a traditional sign in book.





# PRODUCTS

---



## PRINTS

We offer professional quality prints of all sizes. Any print 8x10 and larger is mounted to ensure a well framed print for years to come.

4x6		\$2.25
5x7		\$4.50
8x10		\$11.00
11x14		\$24.00
16x20		\$34.00
20x24		\$46.00

Set of prints (4x6 or 5x7) | Around \$500



## CANVAS GALLERY WRAPS

Another great way to show off your photos, gallery wraps can be hung by themselves or framed.

### STANDARD

*an excellent everyday canvas with a lifetime guarantee*

8x10	-	\$50
8x12	-	\$55
11x14	-	\$60
12x12	-	\$70
12x18	-	\$75
16x20	-	\$85
16x24	-	\$90
20x24	-	\$95

### LUXURY

*a heavier duty canvas with a lustre coating*

8x10	-	\$99
8x12	-	\$105
11x14	-	\$110
12x18	-	\$125
16x20	-	\$145
16x24	-	\$155
20x24	-	\$165





# THE PROCESS

---

## WHEN TO EXPECT WHAT

**4-8 MONTHS BEFORE THE WEDDING:** We'll have our engagement shoot together!

**4-8 WEEKS BEFORE THE WEDDING:** If you choose to have a bridal session, we'll try to get that in before the last minute wedding craziness starts to set in.

**4 WEEKS BEFORE YOUR WEDDING:** We'll be in touch via email to discuss your wedding day schedule, family photo must-haves, and any other special requests we'll need to know about for the wedding day.

**WEDDING WEEK:** We will talk on the phone to confirm details, go through the wedding day schedule, and make sure we're all on the same page.

**THE DAY OF YOUR WEDDING:** We arrive at the scheduled time and look around your venue for perfect photo spots and to see where the light is going to be best for the key photo times of the day. Then, we'll shoot away for the rest of the day!

**WITHIN 24 HOURS AFTER YOUR WEDDING:** We have backed up your wedding photos and have duplicates of your files in numerous places.

**6-8 WEEKS AFTER YOUR WEDDING:** Depending on the time of year, we should have all of your final photos on-line in your proofing gallery in this time frame. Within 2 weeks of having your photos on-line, you will receive your final USB drive of images in the mail.

**ONCE YOU RECEIVE YOUR FINAL PHOTOS:** We start on your lovely album! Once you have chosen your favorite images, we start the design process.

**4 WEEKS AFTER ALBUM DESIGN APPROVAL:** Your album will arrive at your doorstep!





REBECCALONGPHOTOGRAPHY.COM

REBECCALONGPHOTOS@GMAIL.COM

205.259.9427

INSTAGRAM.COM/REBECCALONGPHOTOS

FACEBOOK.COM/REBECCALONGPHOTOGRAPHY